



Email Signature Manager for HCL Notes® and Domino®

INSTRUCTIONS

Requirements

Desktop platforms: Windows 11 and earlier, macOS
Desktop software: Notes 14 and earlier
Server platforms: Windows, Linux, IBM i, AIX
Server software: Domino 14 and earlier

1. Configure Email Signature Manager Profile


A. Click the "Edit ESM Profile" button and configure fields.

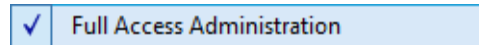


2. Generate Email Signature Report

A. Click the "Generate ESM Report" button and follow the prompts.



Note: You must have at least ACL Reader access to each mailbox (read delegation access). If a Domino Administrator is using the ESM tool it is recommend to first open the Domino Admin client and select the "Full Administrator Access" option. If a red strikethrough circle icon  displays in the report it means you do not have access to the mailbox.

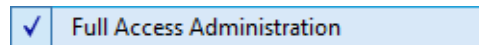


3. Update Mailbox Email Signatures

A. Click the "Update Mailbox Email Signatures" button and follow the prompts.



Note: You must have at least ACL Editor access to each mailbox (read, edit, create delegation access). If a Domino Administrator is using the ESM tool it is recommend to first open the Domino Admin client and select the "Full Administrator Access" option.



Purchase information

Prices for this product are listed on our web site. We accept all major credit cards and company checks. Additional charges apply for shipping & handling and international checks. Payment options are listed below.

1. Online Credit Card Order: <https://www.notesmail.com/orders.nsf/ordersplash?openform&prod=esm>
2. Phone Credit Card Order: +1 212-599-2048 (ET, GMT-5)
3. Fax Purchase Order: +1 800-839-8810
4. Mail Purchase Order: See postal address below

Technical Support



330 East 38th Street, Suite 39G
New York, NY 10016-9800 US
Tel: +1 212-599-2048 (ET, GMT-5)
Fax: +1 800-839-8810 (toll-free)
Web: www.notesmail.com
Email: www.notesmail.com/contactus
Chat: www.notesmail.com/chat

